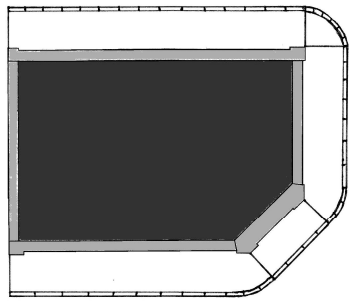
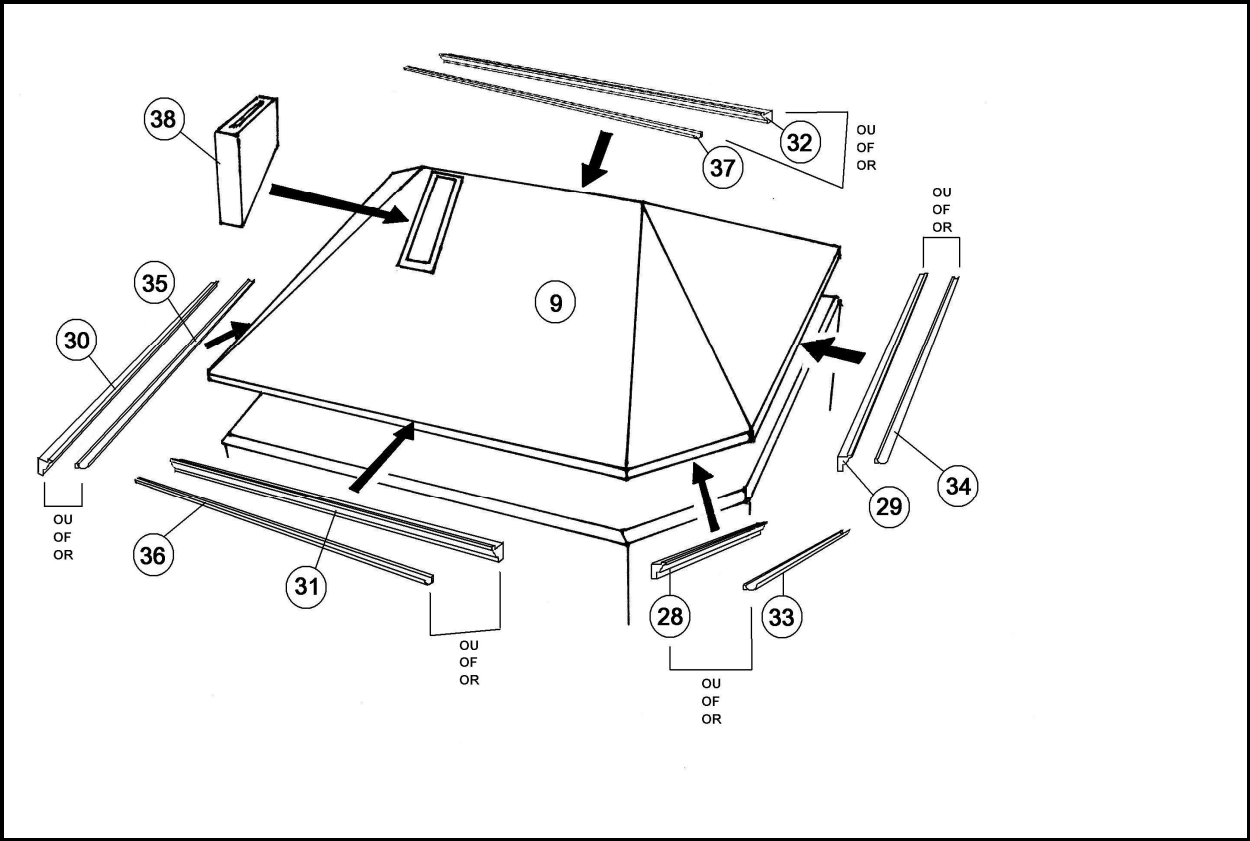



Disposition des trottoirs.
Zetting van de stoepen.







Assemblage des tables (pièces 57 et 58). Colle cyanoacrylate.
 Assemblage van de tafels (stukken 57 en 58). Cyanoacrylaat lijm.




Assemblage des chaises (pièces 59, 60, 61, 62). Colle cyanoacrylate.
 Assemblage van de stoelen (stukken 59, 60, 61, 62). Cyanoacrylaat lijm.







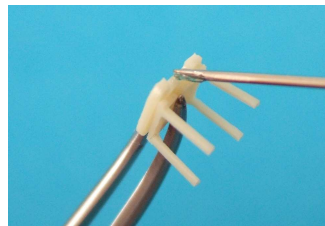
Fixer de nouveau et appliquer la colle.
Opnieuw vastleggen en lijm aanbrengen.




Coller la pièce 61, enlever le scotch tape et séparer le support.
Lijm stuk 61, neem de scotch tape weg en scheid de steun.



Pièces 59.
Stukken 59.



Appliquer la colle.
Pas de lijm toe.



Coller la pièce 59.
Lijm stuk 59.

Kit Nord Rue Jaurès, 20 6200 Chatelineau Belgium. kitnord@skynet.be